

OFFICE LIGHTING

- Health For Employees
- Task Performance
- Reducing Energy



Let Us Help

MORSTAR Lighting is happy to help you with a one-stop lighting scene solution. We will create more value for you to provide more possibilities.

- ✔ Inventory & Shipping
- ✔ Lighting Controls
- ✔ Custom Lighting
- ✔ Integration Services



MORSTAR
LIGHTING

(877)977-3732

www.morstar.com

About Office Lighting



For many people, the office is where they spend most of their lives. So it is expected that the time spent in the office will be beneficial and productive, and the ecological environment will be healthy. The lighting design of the office greatly affects these needs. In addition to improving the performance of workers, lighting may also affect the company's expenditures by making full use of materials and electricity.

People in the past mainly engaged in reading and writing on paper and pen. With the passage of time and the development of technology, computer-based tasks have become a basis for office work. Just as the tasks have changed, so have the office layout and design expectations.

The current office is no longer a small space, it may be an open office, and even a company canteen, coffee bar or rest area. People need office space that can adapt to their habits, adapt to the situation, and have strong creativity and flexibility.

Higher environmental awareness and energy regulations to energy efficiency programs have an increasing impact on office lighting design. As a result, it may be necessary to focus on determining how the lighting can be used to maximize its effectiveness and maintain the quality of the lighting.



By focusing on lighting quality and visual performance, lighting designers can make office spaces more effective. Their careful attention to detail will ensure the best performance in designing solutions that are cost-effective.

Open-Office



Features

- Large, flexible and open public areas
- Many functions and tasks can occur simultaneously

Challenge

- The high partition of the workstation can help control the high-brightness area, but it will also reduce the sunlight penetration space.
- The layout of the workstation must be considered.
- New workers need to have direction signs, and lighting should provide visual cues.

Solve

- A good design should limit excessive daylight brightness, but the lighting should be beneficial to the eyes. In addition, the lighting design should be balanced with all other aspects of the indoor environment.
- The best practice is to modularize the lighting hardware and wiring system to avoid excessive costs if the office layout is changed.
- Lights, which emphasizes the logo and the environment, can effectively provide visual cues and increase the sense of direction.



PANEL LIGHT SERIES

- Minimum 80 CRI
- CCT: 3000k~5000k
- 0-10V Dimming

VAPOR-TIGHT LIGHT SERIES

- Minimum 80 CRI
- CCT: 3500k~5000k
- 0-10V Dimming
- Available with microwave motion sensor

TROFFER SERIES

- Minimum 80 CRI
- CCT: 3500k~5000k
- APP Bluetooth Control

Meeting Room





Features

- Meet the requirements of people working here and communicating with each other.
- Pursue visual comfort and visibility.

Challenge

- It is necessary to easily change the visual task from casual to challenging according to the change of task/function.
- The layout of the workstation must be considered.
- The lighting design must be suitable for the video screen.



Solve

- A preset lighting control system provides fast, simple and consistent lighting operation, helping to create a better balance for employees.
- Use general lighting system + auxiliary lighting system.
- The brightness, color balance, highlights and shadows of the lighting design must be carefully considered to strike a balance between the needs of conference participants and audience.



PANEL LIGHT SERIES

- Minimum 80 CRI
- CCT: 3000k~5000k
- 0-10V dimming
- Using Principle Back-lit

TROFFER SERIES

- Minimum 80 CRI
- CCT: 3500k~5000k
- 1-10V dimming

DOWNLIGHT SERIES

- Minimum 82 CRI
- CCT: 2700k~6000k
- 0-10V dimming
- Brightness Adjustable

Break Room

Features

The lounge is arbitrary, and generally provides employees with rest time and places, including lunch and coffee breaks. The utilization rate is high, but the flexibility is low. Therefore, only a low level of ambient lighting is required.



Challenge

High-brightness overhead light sources may reflect in polished furniture and tabletops, so avoid using lamps that shine directly above the furniture. The use of obstructions can effectively reduce the glare of the lamps and lanterns, which has a good effect on improving the visual quality of the space. The lounge is usually not used for a long time, and therefore afford an excellent opportunity to use automatic control, such as occupancy sensors, for additional energy savings.



Solve

Long hours of work are tiring for employees, so the lounge is very important. They need a great environment in which to work, so it is extremely to have lights that can effectively reduce glare, eye fatigue and worker fatigue.



Morstar lighting definitely gives you a sense of well-being - you will be more awake, relaxed and focused.

If performance improves, then your boss will be happier.



STRIP LIGHT SERIES

- Minimum 80 CRI
- CCT: 3000k~6000k
- 1-10V Dimming





DOWNLIGHT SERIES

- Minimum 82 CRI
- CCT: 2700k~6000k
- 0-10V dimming
- Brightness Adjustable

Public Areas

The public areas include entrance hall, reception area, corridor, elevator, escalator hall and stairs. Since many people will enter these areas, lighting designers should pay special attention to the requirements for people who are not familiar with the space, and the overall brightness balance. Public areas must be kept illuminated for a long time.

Therefore, special consideration should be given to energy-saving lighting. Here are examples of the entrance hall and reception area.





The lobby of the building needs to have higher brightness during the day so that the design and situation of the interior can be seen from the outside. At night, lower brightness is appropriate. Variable brightness also means that when people enter or leave a building, the eyes can more easily adapt to differences in brightness. Therefore, the hall lighting should include dimming or switch control.

The reception area is specially designed for outsiders. Lighting can help them quickly find a sense of direction and determine the path they will pass. If during the waiting period, they read newspapers or magazines, or need to write or talk with others. The lighting should be soft, but it should provide enough brightness for reading. In addition, in order to deepen the impression of people, you can design emphasized lighting on the photos, sculptures or logos on the inner wall of the company, which will attract attention and increase the beauty.



VAPOR-TIGHT LIGHT SERIES

- Minimum 80 CRI
- CCT: 3500k~5000k
- 0-10V Dimming
- Available with microwave motion sensor



PANEL LIGHT SERIES

- Minimum 80 CRI
- CCT: 3000k~5000k
- 0-10V Dimming

Lighting Applications In Private Office

Space: The corner of the office building, 215 sq.ft. has glass curtain walls, and the exterior is adjacent to the open office and meeting rooms.

Luminaires: Six 2x2-ft. recessed-mounted direct integrated LED luminaires.



The correct lighting ensures that employees have a good working environment. Indeed, this is a prerequisite for good visual effects and satisfaction. Therefore, lighting design is essential.

Good lighting can ensure that a pleasant luminous environment is created in the office or administrative premises. It can reduce employee fatigue.

Recessed ceiling light fixtures ensure uniform glare-free distribution. In an office, recessed ceiling luminaires are generally placed parallel to the window wall. Therefore, they can be installed directly above the workplace and are a suitable choice for lighting.

Desk luminaires can supplement lighting. They provide extra light to the work surface and facilitate difficult visual tasks. For more convenience, the luminaires should be dimmable and mounted on a movable arm.

Applications and Tasks		Recommended Maintained Illuminance Targets (lux)
LCD or LED Devices		300
Hand Written Work	Pencil	300 /500
	Ballpoint	300/400
Computer Screen	CSA /ISO Type I and II	300/150
	CSA /ISO Type III	150/75

Lighting Applications In Meeting Room

Space: The core of the office, 860 sq.ft. It occupies a large part of the floor.

Luminaires: Twelve 5-inch recessed LED downlights. Eight 4-foot linear lights.



Flexibility is very important in office lighting design. The conference room is special, because people communicate and discuss here.

The conference room is generally equipped with multimedia technology, which allows you to see the pictures intuitively, and is also suitable for lively debate and concentrated work. There are many uses in a room, which means that visual tasks range from leisure to challenges, from horizontal to vertical surfaces, so lighting technology must perform well. For example, during video and projector presentations, the media wall needs to be completely darkened, and the background lighting should provide enough light for orientation and note taking.

Therefore, two or more lighting systems should be planned to provide flexibility. In addition to ordinary lighting systems, which can be switched or dimmed to control lighting, an auxiliary downlight system with dimmer controls is also needed for image projection and other low-level lighting needs..

Applications and Tasks	Recommended Maintained Illuminance Targets (lux)
Meeting	300
Reading	150
Audio Visual	30
Non-Audio Visual	100
Video Displays	200

Wireless Control In Office Lighting



APP
control



Bluetooth
switch



Brightness
adjustable



Daylight
sensor



PIR
sensor

Office lighting systems are usually turned on for a long time, therefore energy saving is very necessary. Automatic control is designed to ensure cost savings, while manual control cannot achieve the same reliability. Efficient wireless control lighting is an energy-saving system that can meet the needs of visual tasks, location and combination with user goals.




The wireless lighting control system solves the "when and where" problem. A clock-based control can be used to ensure that the lighting is turned on during the preset period of use. The sensor further ensures that the light is only turned on when there are people. The daylight sensor is used to ensure that the lighting is turned on when the sunlight cannot provide the necessary lighting.

PIR sensor to detect whether there are people in its coverage area. Then, they turn off the lights (if the area is not used for a long time, it can be set in the range of 5 to 30 minutes. In most cases, when someone enters the space, they will also automatically turn the lights back on.



Preset scenes can use lighting presets for small spaces or large spaces to create specific lighting scenes. Scene mode eliminates the need for users to call up specific switch positions or dimming levels for each group or area of lights.



The PIR sensor and Daylight sensor are embedded in the surface of the LED light. Download the smart APP on the mobile phone to realize remote control.

For large installations, multiple users can use the lightweight remote mobile application at the same time to reduce onsite time.